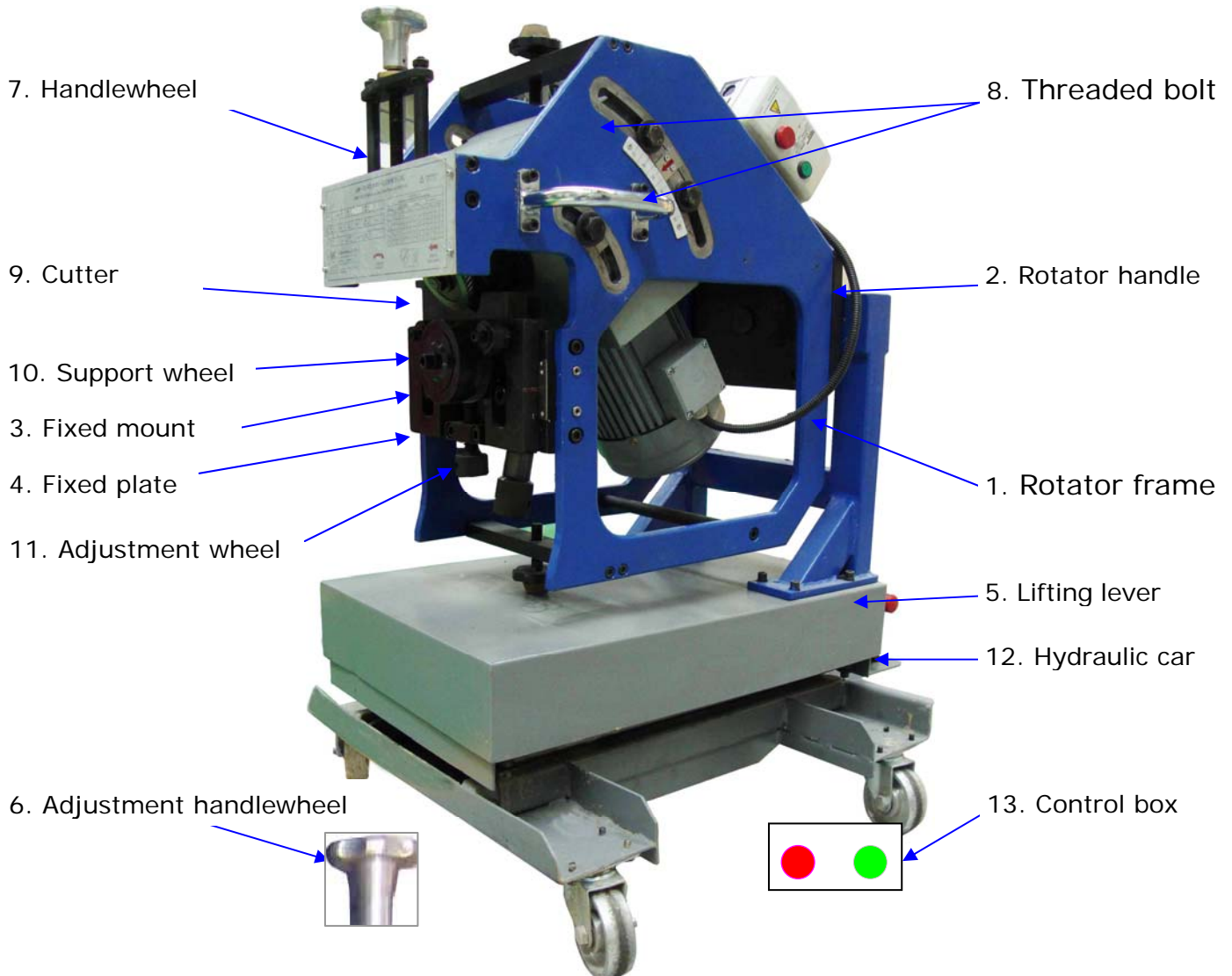


GBM-12C-R Type Quick Operation Manual



Read the Manual carefully before use!

Shanghai GIRET Machinery Equipment Co., Ltd.



Picture 1

As shown in Picture 1: 1 "Rotator frame", 2 "Rotator handle", 3 "Fixed mount", 4 "Fixed plate", 5 "Lifting lever", 6 "Adjustment handlewheel", 7 "Handwheel", 8 "Threaded bolt", 9 "Cutter", 10 "Support wheel", 11 "Adjustment wheel", 12 "Hydraulic car", 13 "Control box".

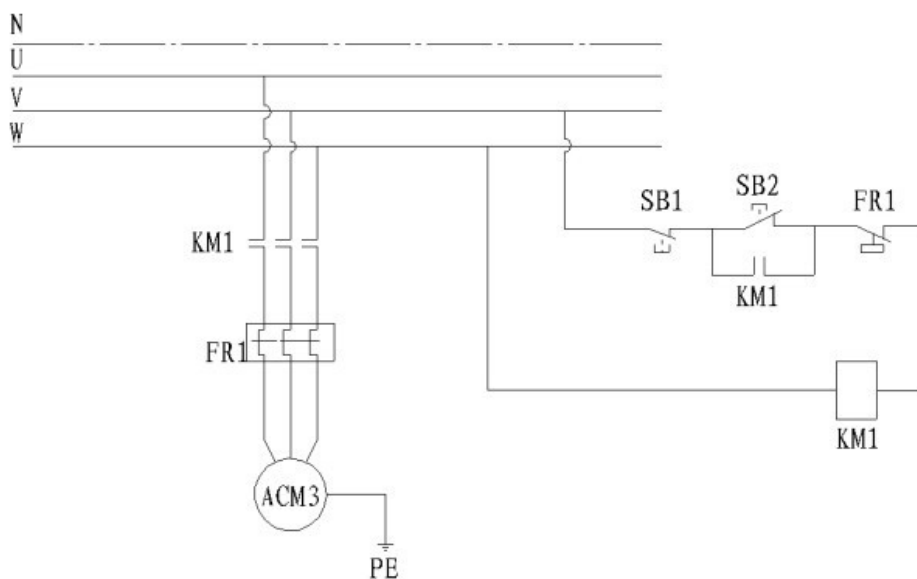
1. Quick Instruction:

- 1). Adjust bevel angle: Loosen "8 Threaded bolt", rotate "11 Adjustment wheel" to required bevel angle, than tighten "8 Threaded bolt".
- 2). Adjust processing plate thickness: Adjust "10 Support wheel" to the indicative plate thickness.
- 3). Adjust the height of support wheel: Trample "5 Lifting lever", rotate the handlewheel on the front end of the "5 Lifting lever" slowly.
- 4). Process the up side of steel: Press the green button on the control box, the direction of the cutter rotation and feeding direction must be consistent with nameplate; When the steel contact the cutter, the "7 Handwheel" should press the steel properly.
- 5). Process the under side of steel: Pull out "2 Rotator handle" of the "1 Rotator frame", when the pin roll separate from the dome slot, rotate 90 degree, then rotate "1 Rotator frame" 180 degree, at last rotate "2 Rotator handle" 90 degree to restore the pin roll.

2. Technical parameters:

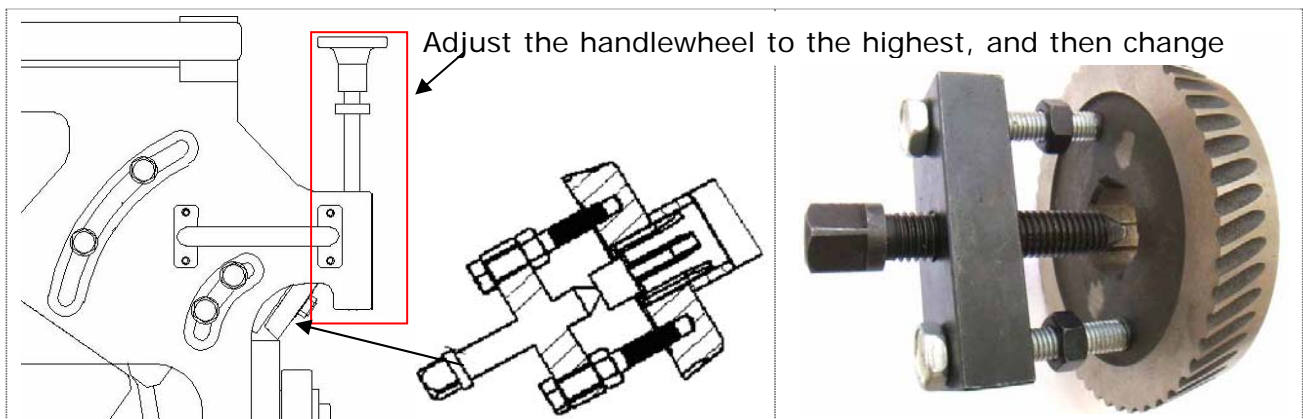
Power Supply: AC 220V 60Hz	Motor Power: 1500W
Motor Speed: 1700r/min	Bevel Speed: 1.5~2.5m/min
Single Bevel Width: 12mm	Bevel Angle: 25° to 45° (Adjustable)
Plate Thickness: 6-30mm	Min. Width: 75mm
Net Weight: 265Kg	

3. Circuit Diagram



The specification is the three-phase cable greater than 2.5 mm², check the rotation direction: The direction should be consistent with the red mark, otherwise need to rotate the Reversing Switch or change the connection.

4. The installation and dismantlement of the cutter:



**5. Package List**Name: Self-propelled Plate Bevelling MachineType: GBM-12C-R

No.	Name	Model	Qty	Remark
1	Bevelling Machine	GBM-12C-R	1Set	
2	Cutter	12type	3 Pcs	
3	Dismantlement Device	12type	1 Set	
4	Inner Hex Wrench	V6	1Pcs	
5	Air Plug		1 Pcs	
6	Inner Hex Wrench	V12	1 Pcs	
7	Hole Wrench	24#	1 Pcs	
8	Open-end Wrench	12~13	1 Pcs	
9	Operation Manual	For GBM-12C-R	1 Pcs	
10	Certificate		1 Pcs	
11	Products sample		3 Pcs	Includes Video

Note: One cutter has installed in the machine.

Salesman: _____

Operator: _____

Warehouse: _____

Date: _____